

COMP6080

Other - Outline

Lecture 1.1

Author(s): Hayden Smith



[\(Download as PDF\)](#)



Why COMP6080?

Web is exploding. Everyone wants web-based front-end developers.

- 28% of github code pushes are javascript
- In 2018, 1 in 4 job postings were for a javascript based framework (source: Hacker News Hiring Trends)

Within 10 weeks I want to make you all confident in building your own simple web apps, to build them quickly, and to build it to look how you want it to look and behave.

But first let's answer two questions:

1. What is a front-end developer?
2. Why is web exploding?



What Is A Front-End Developer?


Someone who writes code that is executed client-side, typically part of a end-user facing product.

In most cases, they write code for web browsers. This is a course about helping you make web browsers do things.

They largely use HTML to structure pages, CSS to style them, and Javascript to make them dynamic.

They build things for *people* to use.

Why COMP6080?

 Web is exploding.

 How did we get to this point?



The Progress In Web

1 HTML Static Pages

Beginning of websites

Toad Hall

- [John Gilmore's home page](#)
- [John's Supreme Court petition against a secret law: the federal requirement that people show ID to travel. \(Gilmore v. Gonzales\).](#)
- [John's Court of Appeals lawsuit against the federal requirement that people show ID to travel inside the US. \(Gilmore v. Ashcroft/Gonzales\).](#)
- [John's earlier District Court lawsuit against the same ID-or-no-travel requirement. \(Gilmore v. Ashcroft\).](#)
- [Freedom of Speech in Software \(Phil Salin's Patent Office submission re software patents\)](#)
- [Freedom of Speech in Software \(ApacheCon speech by John\)](#)
- [1970s Recording of NSA/NBS/Stanford DES cracking meeting](#)
- [Paul Baran's 1964 papers on a design very very much like the Internet](#)
- [System Administration tips](#)
- [Sun User Group free software tape from 1987](#)
- [Sun User Group free software tape from 1989. \(The 1989 tape image also includes the 1985 and 1987 tapes.\)](#)
- [USENIX FaceSaver images - the early Unix community](#)
- [Drug Policy Reform resources](#)
- [A miserable failure of a President](#)
- [Early pictures from the Iraq war that the US tried to censor so that Americans could not see them.](#)
- [Linux FreeS/WAN Project to implement IP Security \(IPSEC\)](#)
- [Grokmail, a mail reader's prioritizer \(and a long-term cure for spam\).](#)
- [Domain Name System Security](#)
- [Gzipped Binhex QuickTime movie of Frank Zappa in Prague \(25MB\)](#)
- [Digital photos from John and his friends](#)
- [Verio was censoring John Gilmore's email under anti-spam pressure \(until he got a new ISP\)](#)
- [NYC World Trade Center photos, mirrored from Cryptome.](#)
- [Gracenote/CDDDB lawsuit filings](#)

HTML released 1993



The Progress In Web

2 Basic CSS / Javascript

Now things don't like terrible



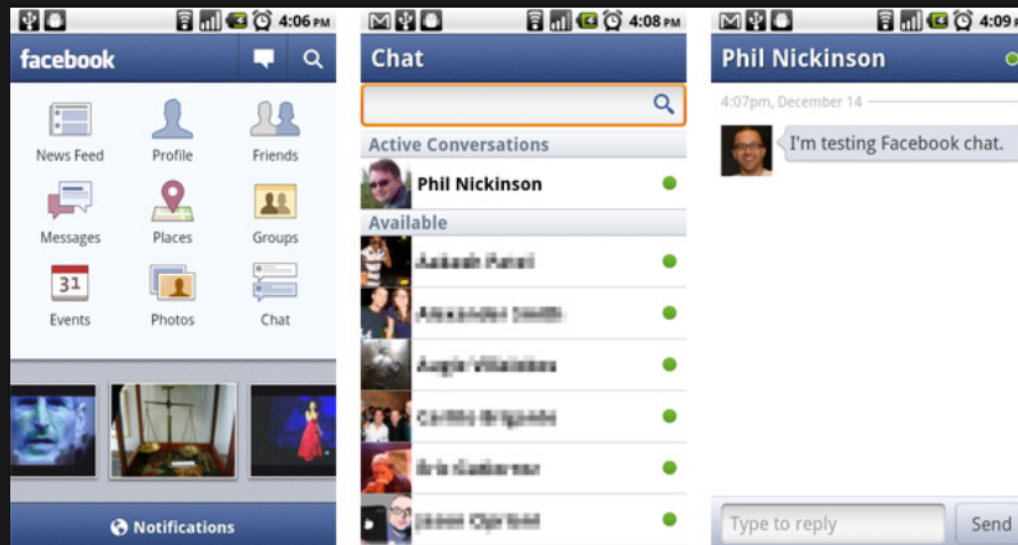
JS released 1995, CSS released 1996



The Progress In Web

3 AJAX and background requests

A whole new class of websites, without the need to refresh



AJAX appeared 2000~



The Progress In Web

4 NodeJS & Typescript

Type checking and common codebases - the beginning of heavy JS infrastructure



NodeJS released 2009, TS released 2012



The Progress In Web

5 Hybrid Apps, Electron

Type checking and common codebases - the beginning of heavy JS infrastructure




Electron, Apache Cordova



The Progress In Web

6 Declarative Frameworks

Building of complex applications rapidly and in a scalable way. A web approach finally optimised for apps, rather than pages.



AngularJS released 2010, ReactJS released 2013, VueJS released 2014



The Progress In Web

In the vast majority of cases, your native desktop applications, native mobile applications, and web-apps or websites, can be built on a web-based, javascript based stack.

Assumed Knowledge

- Basics of GIT
- Basics of HTTP & Web Browsers
- High level understanding of scripting languages

This course has no other assumed knowledge. Experienced web developers will likely find this course slow.

If you lack this assumed knowledge, we have lectures to provide you all the help.



Summarised Learning Outcomes

- Fundamentals of Javascript to design, construct, test, debug code
- Understanding HTML, CSS, DOM, to construct web pages
- Modern Javascript & CSS frameworks, to build componentised apps
- Understanding of asynchronous programming in the context of JS
- Basic knowledge of front-end security
- Awareness of UI/UX design, including accessibility



Approach To Teaching

Firstly, this is a challenging level 6 course. It will be hard to perform in the HD bracket without hard work or natural intellect.

Secondly, learning front-end development will be a bit different from other languages you've learned:

- Front-end is a 'breadth' topic, which is unlike many other languages
- A lot less time is spent solving algorithmic or computational problems, and a lot more time is spent just trying to fine tune your visuals or find the right method/library/approach to get the expected behaviour
- You will still feel like you have a lot to learn by the end of the course



Course Site

Our course site is a custom content management system called [Eckles](#). Eckles was written by Hayden in January 2022.

It is a ReactJS application with a lightweight NodeJS server. The [source code is public](#) for all all students, and we encourage you to contribute.



Why Was This Built?

- COMP6080 is trying to pioneer a new style of learning in CSE, and all previous software was not considered appropriate for this style
- We want to give you a real example to reference throughout the course and something we can all have fun with together.

The Team

We have a team of staff from UNSW who support you through your teaching. We also have a helping hand with some pre-recorded lectures from Canva.

Assessment Structure

There is no direct assessment associated with Lectures or Tutorials

Item	Due	Weighting
Assignments	Due weeks 3, 4, 7, 10	80%
Exam	Exam Period	20%

Start assignments early.

Ass2 and Ass3 are done in pairs (optionally alone)



Important Notes About The Course

- This is a "hard" course for some - it's a breadth course (unique for many of you)
- Assignment due dates are as late as possible (includes no late penalty)
- We consider Vanilla JS a critical part of teaching - a course just in ReactJS wouldn't do you justice.
- Pre-recorded industry lectures are always being reviewed
- We can't teach everything! So we have to cut some things, and sometimes have bonus lectures.
- We don't have labs, because this is a level 6 course.



Teaching Methods

● Lectures

- Avg 2 hours of pre-recorded per week (tightly broken up)
- Avg 2 hours live lectures (Mon 6pm-8pm) (ideally no new content, all demos)
- Lectures are categorised into levels of importance for you.

● Tutorials

- There are 6 tutorial times a week, covering 3 streams of content (available on the schedule page)
- All tutorials are online
- You can attend none, any, or all tutorials
- We will record tutorials and snip them up later
- Tutorials are also your self-learning exercises



Teaching Methods

● Help Sessions

- Chance to talk to tutors and get help on matters to do with tutorial exercises and assignments
- Help sessions will contain 1-5 tutors who will be split between assisting students with questions, and marking labs off
- Please pay attention to how many tutors are in a given help session - we do our best to predict demand and adjust but please attend help sessions being prepared to wait

● Assignments

- A chance to practice skills in depth
- Ass1: Static HTML/CSS
- Ass2: Intro to DOM
- Ass2: Building an app with HTML/CSS/VanillaJS (pair)
- Ass3: Building and testing an app with ReactJS (pair)



Getting Help

If you need help with something, go here:

1. EdStem (sidebar on Webcms3)
2. Help Sessions
3. cs6080@cse.unsw.edu.au



Getting Setup



Running Your Code

- In this course you'll need to use: NodeJS, NPM, Web Browser, HTML, CSS, ReactJS, and more.
- All of these tools can be easily run on your local machine (recommended) for OSX, Linux, or Windows.
- If you aren't comfortable with local installs, you can complete the course using gitlab (we have installed all relevant programs there).



Gitlab

- gitlab is the online tool we're using to manage our git repositories.
- We will provide a demo of it's usage.
- [There are git resources on Eckles.](#)



Resources

- Web is a very well-resourced set of tools on the internet. Self-guided research will generally be adequate.
- The biggest issue will be finding the appropriate resources.
- Lectures may include resources on slides, and we also have a course-wide resources page here.



Style Guide

Information about style guides for particular languages can be found on various parts of our [resources](#) pages.

Feedback

Throughout term, you can leave anonymous feedback by clicking on the link in the Eckles sidebar "Feedback"

Getting Along

- Understand the expectations around student conduct.
- Create an inclusive learning environment.
- Let's all treat each other with respect and understanding.



A Taste: "Making Web Browsers Do Things"

- Most things we do in this course are various combinations of:
 - **HTML:** Page structure
 - **CSS:** Page aesthetics
 - **Javascript:** Page dynamics
- Other topics we discuss are not about technology, but rather how to use it effectively:
 - Accessibility, product design, UI/UX, testing
- Let's do a short demo to explore what is coming up in the first weeks

Feedback



Or go to the [form here](#).

